







SOLAR ILLUMINATIONS

SOLAR 'BALMORAL' SERIES

DOUBLE LAMPSHADE INSTALLED AT 3 METERS (10') HIGH

ILLUMINATION DISTRIBUTION AT 1 METER (3' 3") ABOVE GROUND

	9 TO 11 LUX
	7 TO 9 LUX
	5 TO 7 LUX
	3 TO 5 LUX
	1 TO 3 LUX
	BELOW 1 LUX

ALL DISTANCES ARE SHOWN IN METERS.

1 Meter = Approx. 3' 3"

Approx. 1 Lux = 1 Lumen/m² Approx. 10 Lux = 1 Footcandle

