

# FL32

## Solar 288 LED Two Lamp Sign Light System

### TECHNICAL SPECIFICATIONS

Manufactured in an ISO9001:2000 'Quality Assured' facility.

#### PERFORMANCE

- Up to 12+ hours of illumination each night.
- Up to 24 hours of autonomy subject to time length of night time illumination.
- Each light can illuminate a sign around 6 metres x 5 metres.

#### LIGHT FITTING

- System includes two heavy duty, weatherproof sign lights.
- 288 hyper- bright Cree® SMD/LED's.
- Each SMD/LED provides 8 Lumens at source. Total 2304 Lumens per lamp.
- The weather resistant sign light has approx. 14.5 metres (48') of pre-wired cable which is pre-plugged ready for easy connection to the battery box.
- The sign light fitting is weather rated to I.P 65.
- Fitted with a U shape mounting bracket.
- Colour of fitting is black.
- Wall bracket (supplied attached to the light fitting) is approx. 20cm x 3cm (8"x1") LxW.
- Product dimensions (main body) approx. 28cm x 30cm x 10cm (11" x 12" x 4") LxWxD.

#### BATTERY

- 24 volt dc system.
- Two high capacity 12 Volt 55 Amp/Hr sealed lead acid batteries (not included) are required.
- Batteries must be connected together in series.

#### BATTERY BOX

- A remote battery box is supplied to accommodate the batteries
- The battery box has a hinged lid which is lockable (padlock not included).
- The battery box has an integral battery shelf and also houses the programmable control module.
- The battery box has a receptacle (socket) for the light to connect to.
- The metal battery box is approx. 56cm x 36cm x 20cm (22" x 14" x 8") LxWxD.
- The battery box has a footprint for installation of approx. 56cm x 36cm (22" x 14") LxW.

#### CONTROL MODULE

- This system includes a programmable control module which regulates and manages the solar panel power, battery power, and illumination time.
- The compact control module has LED indicators to display status, and houses connections for solar panel, batteries, and lamp.
- User programmable illumination time of up to 1 to 12 hours or dusk-to-dawn setting (where conditions permit).
- User or installer can set the control module to run from dusk and then shut off after a certain amount of hours.
- Default setting is typically dusk to dawn.
- Instructions are supplied should the user or installer need to program or re-program the module\*.

#### SOLAR PANEL



**One Year\***  
Warranty ✓

**Low Price**  
Guarantee ✓

**No Quibble\***  
Returns ✓


**UK & Ireland**  
Shipping ✓

**Lifetime**  
Tech Support ✓

Communications House, 26 York Street, • London, W1U 6PZ • Great Britain • Phone: 020 7873 2262 • Fax: 020 7806 8372


**MONDAY - FRIDAY 9:00AM - 9:00PM (UK TIME)**

[www.solarilluminations.co.uk](http://www.solarilluminations.co.uk) • [sales@solarilluminations.co.uk](mailto:sales@solarilluminations.co.uk)



# FL32

## Solar 288 LED Two Lamp Sign Light System



Optional Accessory: FL11


- Supplied with a 140 watt aluminium framed solar panel.
- Solar panels are typically supplied in a dual format (2 x 70w = 140w) and can be framed together as one.
- Supplied with approximately 5m (17') of cable to connect directly to the battery box.
- Two special mounting frames are included to allow the solar panel to attach to a vertical or horizontal surface with two hole pre-drilled into each section of the frame.
- 140w solar panel dimensions approx. 114cm x 102cm x 5cm (45" x 40" x 2") LxWxD.
- The solar panel support/mounting frame (as supplied), if used, requires a footprint of approx. 97cm x 112cm (38" x 44") LxW.
- The solar panel support brackets are triangular in shape and have a face length of approx. 109cm (43"), a stand-off of approx. 55cm (21.5") and a fixing length of approx 95cm (37.5").

### INSTALLATION

- Easy to install. All connections are simply plug & play.
- A pair of triangle shaped support frames are supplied for the solar panel.
- For uplighting from the ground, for sign lighting, we recommend fixing to a short wooden post (not included).
- A FL40 pole mount kit can be purchased to mount solar panel and battery box to a pole.
- A FL11 support arm may be purchased for mounting light fitting.



Optional Accessory: FL40



\*SUBJECT TO OUR TERMS & CONDITIONS, AND RETURNS POLICY

**One Year\***  
Warranty ✓

**Low Price**  
Guarantee ✓

**No Quibble\***  
Returns ✓

**UK & Ireland**  
Shipping ✓

**Lifetime**  
Tech Support ✓

Communications House, 26 York Street, • London, W1U 6PZ • Great Britain • Phone: 020 7873 2262 • Fax: 020 7806 8372

MONDAY - FRIDAY 9:00AM - 9:00PM (UK TIME)

www.solarilluminations.co.uk • sales@solarilluminations.co.uk