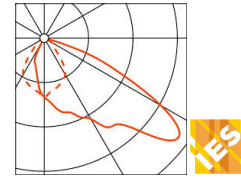


SL29


SL29 Solar 20W / 30W / 40W
(Supplied With 3M, 4M, 5M or 6M Column)



Asymmetric optical technology allows light to be directed forwards.



IES and lighting distribution data available for 20W, 30W, and 40W Models.



Utilizes super-efficient high-output SMD LED technology.



Complete 3D lighting renderings available for your application.

This compact, all-in-one, integrated, solar area light is offered in 20W, 30W or 40W LED power versions and includes a choice of 3M, 4M, 5M, or 6M column. This fitting features a choice of three different user/installer selectable operating modes. Programmed using an IR remote control (included). The solar panel is integrated into the top of the fitting and the LEDs are motion sensor are on the underside. Attaches to the side of a 76mm OD column. Choice of root mount or flange mount columns available.



Free Delivery*
UK and Europe ✓

Lowest Price*
Guarantee ✓

Lifetime*
Tech Support ✓

24 Month*
Product Warranty ✓


No Hassle*
Returns ✓

4 Old Park Lane • London • W1K 1QW • Great Britain

Phone: 020 7873 2262 • Fax: 020 7806 8372

www.solarilluminations.co.uk • sales@solarilluminations.co.uk

*SUBJECT TO OUR TERMS & CONDITIONS, AND RETURNS POLICY



SL29

SL29 20W / 30W / 40W
(Supplied With 3M, 4M, 5M or 6M Column)



LUMINAIRE

- At full power the 20W lamp emits 2,600 lm, 30W emits 3,900 lm, and the 40W emits 5,200 lm
- 5,500~6,000K LED colour temperature
- Three user selectable operating modes
- IR remote control included (for mode programming)
- Aluminium construction
- IP65 rating
- Fitting attaches to the side of the column at any height
- Dimensions approx. 115cm x 33cm x 5cm

SOLAR PANEL

- 20W model is supplied with a 50 Watt solar panel
- 30W and 40W model is supplied with a 60 Watt solar panel
- Glass covered solar panel is built into the top of the fitting

COLUMN

- Choice of 3M, 4M, 5M or 6M column
- Column diameter is 76mm OD
- Column type is galvanised steel, root mount or flange mount options
- The 3M, 4M and 5M root mount column has approx. 75cm for burial
- The 6M root mount column has approx. 100cm for burial
- Flange mount column (for surface type installations) includes an anchor kit and template

BATTERY

- Lithium battery pack pre-installed within unit
- Long lifespan battery is replaceable when required

CHARGE CONTROL

- Internal battery over-charge and dis-charge protection
- Automatic light activation at sunset



Free Delivery* ✓
UK and Europe

Lowest Price* ✓
Guarantee

Lifetime* ✓
Tech Support

24 Month* ✓
Product Warranty

No Hassle* ✓
Returns

4 Old Park Lane • London • W1K 1QW • Great Britain

Phone: 020 7873 2262 • Fax: 020 7806 8372

www.solarilluminations.co.uk • sales@solarilluminations.co.uk

*SUBJECT TO OUR TERMS & CONDITIONS, AND RETURNS POLICY